



MAKE: Stick Buddies




1: Collect some interesting sticks from the ground, to make your stick buddies, & cut to size.
Paint your sticks if you'd like to, & let them dry.




2. Get creative and add some clothing to your stick buddy. Here we have wrapped some material around and secured with an elastic band to make a skirt.



3: Hold the arms across the back of the body & using wool or elastic bands, secure them together with a criss-cross motion.



4. You could wrap some wool around your stick buddy to decorate!
Tuck the ends of the wool into the elastic band to secure.



5. To make some hair, wrap wool into a loop.



6. Tie the wool in the middle.



7. Cut the ends of the loops.



8. Stick the hair onto the top of the stick and attach some googly eyes if you would like!

Check out our
youtube tutorial!

